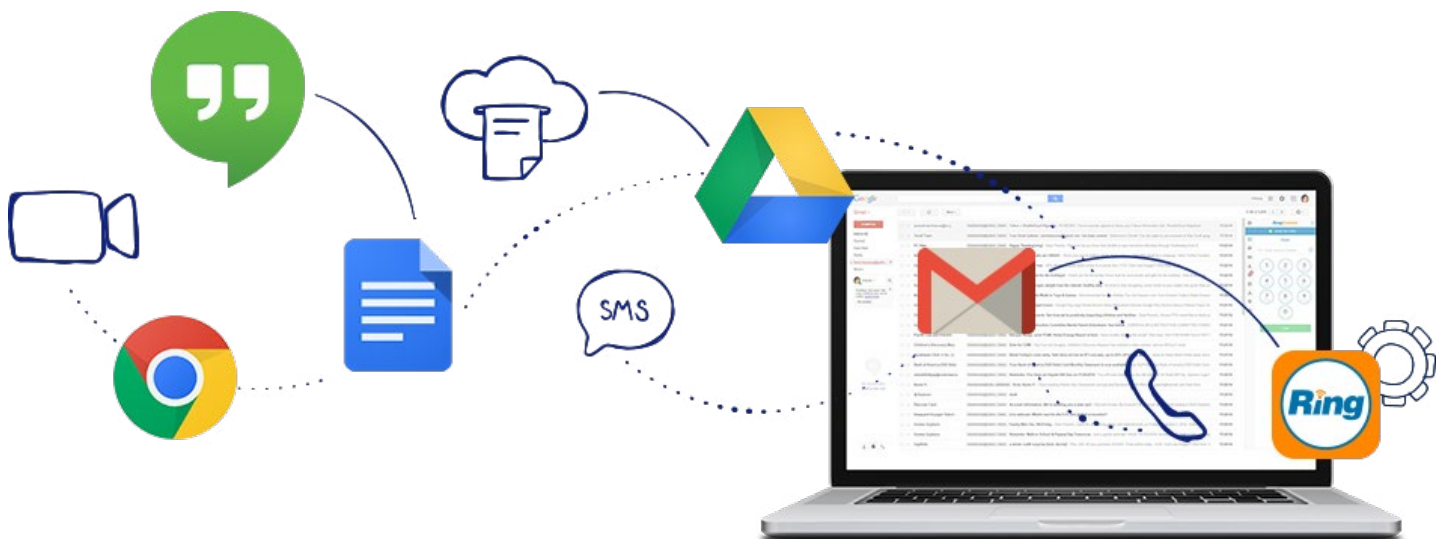


RingCentral for Google



Seamlessly integrate your RingCentral cloud communications system with Google Cloud to create a powerful business communications hub.

Increase your productivity by handling everything without leaving Google. With the RingCentral for Google Chrome Extension™, make RingCentral calls directly from Gmail™, Google Calendar™, or your Chrome browser.

Recommended for
G Suite



Features and benefits

- Make calls through the RingCentral phone system from your G Suite applications and from any web page within your Chrome browser.
- Manage your Business SMS conversations.
- Combine your RingCentral and Google contacts in one easy-to-search screen.
- Use your RingCentral extension to not only make and receive phone calls within your Chrome browser, but also manage call settings, set up Hangouts™, click to dial, and click to SMS phone numbers displayed within your Chrome browser.
- Schedule meetings and conference calls directly within Google Calendar.
- Listen to your voicemails directly within Gmail.
- Invite as many as 1,000 audio participants to any Google Hangout.
- View your complete communications history—calls, texts, faxes, and voicemails.
- Using RingCentral Glip for collaboration and RingCentral Meetings, import documents from your Google Drive™ into Glip conversations and RingCentral Meetings.
- G Suite users can use their email credentials to log in to their RingCentral account for a seamless experience across web, mobile, and desktop.

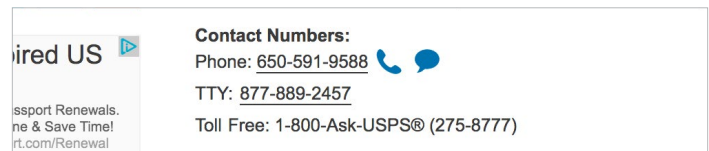
How it works

Add the RingCentral for Google Chrome Extension to your Chrome browser by visiting the Google Chrome store. Once installed, the RingCentral Chrome extension integrates with many productivity-enhancing features into the Google Chrome browser.

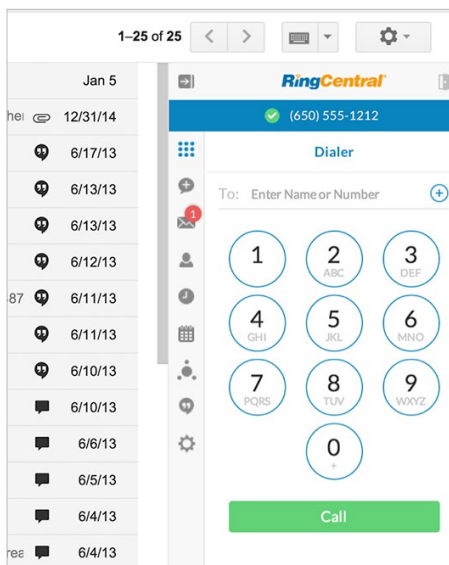
Use the RingCentral dial pad to manually dial a number or click any phone number in your contacts, emails, G Suite applications, and Chrome browser. RingCentral RingOut® will connect the call. Schedule online meetings and audio conferences, and they'll appear on your Google Calendar. Create Hangouts with up to 1,000 audio participants—all without leaving the Chrome browser.



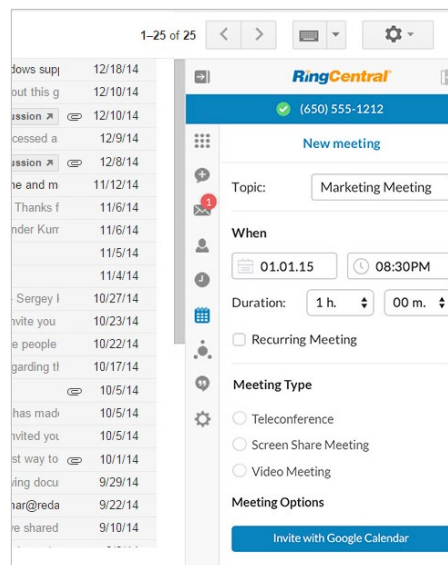
Use your RingCentral dial pad to click to dial or click to call numbers within your G Suite applications.



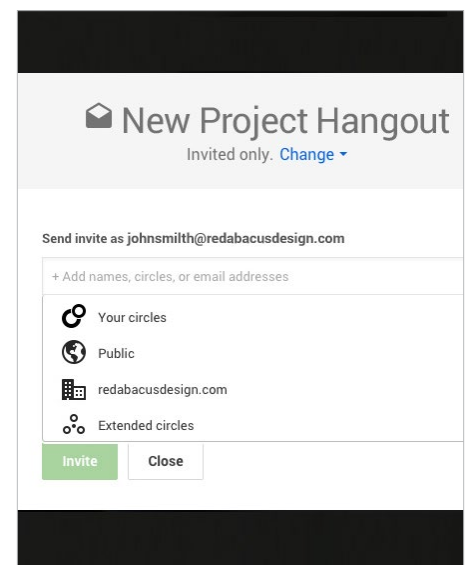
As a RingCentral customer, you can click to dial or click to SMS phone numbers displayed in your Chrome browser.



Dial numbers manually with the dial pad, or click to dial any number in your contacts or email messages.



Create a RingCentral meeting, and the details will appear in your Google Calendar automatically.



Transform Hangouts into a hub for up to 1,000 audio participants.

Requirements

- RingCentral for Google Chrome Extension is available to all RingCentral Office customers.
- Once the RingCentral Chrome Extension is installed from the Chrome store, ensure it's enabled with your Chrome browser. You do not have to be a Gmail user to utilize the Chrome Extension.
- Windows® XP (or later) or Mac OS X® 10.8 Mountain Lion (or later) operating systems are required.
- Google Chrome™ 30 (or later) is required.
- To utilize Google Login, your Google email must be associated with your RingCentral account.